

Agents Stamp

See you soon.....



ENCOUNTER OVERLAND

INFORMATION FOR EXPEDITION MEMBERS



ENCOUNTER OVERLAND LTD.

280 Old Brompton Road · London · SW5

Telephone: (01) 370 6845
Cable: Encoland London
Telex: 916654

We are very pleased indeed that you are joining Encounter Overland.


The first impression of this booklet might be that it's pages are a bit heavy on what could go wrong! Don't worry - forewarned is forearmed - and this way they are much less likely to.

As you probably know, Encounter set off on its first overland journey a long time ago and since then much has changed. But the basic principles of Encounter Overland have not.

You have probably chosen to team up with Encounter having considered alternatives; and you have probably realized that Encounter expects a significant involvement from you and that from the way Encounter is 'stacked up' it's success depends a lot on each one of us. Our purpose in this booklet is to ensure that everyone has a similar and accurate conception of what to expect, what it asks from each one of us, and what has to be done to best ensure a happy healthy trip free of unnecessary hassles.

So please study these details carefully - and have a really fantastic trip!

Best wishes,


PP TONY JONES

Expedition from LONDON to JOHANNESBURG
leaving on 22ND Nov 1980 meeting AT 271 OLD
BROMPTON ROAD LONDON SW5 AT 0700

An informal pre-departure meeting will take place
at 6 PM on 13.05.80 at 271 OLD BROMPTON RD
LONDON SW5

THE GROUPS' CONVENING

A month before departure we shall have a meeting in our office in London, by which time most people will have arrived here (from all corners of the globe).

This meeting will serve three main purposes :

People starting to get to know each other ;

Discussion of the running of the trip :

Tying up all the red-tape ;

It is this last point that needs particular emphasis. Visa application forms will be completed, insurance and vaccination requirements will be discussed and it is essential that these are implemented without error.

RHYTHMS ON ROUTE

It is very important that we make the most use of daylight hours; days are wasted if we don't.

You understand, I am sure, that EO requires your full involvement in day to day chores in the interests of speed, ease and consistent standards of hygiene. More rewarding jobs like cooking (!) and daily shopping are shared on a basis that you will help to finalise.

Every day is different and it is difficult to give an impression of a typical day. On occasional days there

is very little, or no travelling at all, and other days we need to get the miles behind us. Only in very exceptional circumstances, strictly recorded and with prior justification, will any driving at all be done after dark.

It is part of everyone's concern to help create a situation in which everyone is kept in the picture knowing the day's expectations and timings and also the approximate timings for the days ahead. The journey will naturally follow the descriptions of the E0 printed details which, as you know, convey an important impression of flexibility. That flexibility is to be interpreted by the leader and group within the expedition's terms of reference, particularly in respect of its duration, pace, and main places visited.

HEALTH & HYGIENE

Simple proven standard of hygiene must be introduced from the start of the journey. Burying of rubbish and human waste and proper cleaning and disinfecting are routines which must be established. Water is purified.

It is our experience, however, that there is no point attempting to insulate ourselves totally against the minutest health risk, for we would not succeed and the attempt would simply have weakened our resistance to infection. A sensible line has to be drawn here - there being no room for laziness, nor, on the other hand, for attempting to create hospital conditions.

Proper cleaning of well chosen vegetables and sterilising all water are part of this routine, boiling water is not. When sickness does arise it is usually as a result of an 'irresistible morsel' from a market stall and/or from the hard travelling, climate and diet, and their combined temporary debilitating effect on the body's metabolism.

A sensible well-tried medical kit is carried and an abundance of personal pills is unnecessary and should

not be taken routinely as preventative cover. When the need arises, the necessary drugs, antibiotics etc. are available. Malaria pills are supplied and are to be taken as prescribed.

FOOD

In so far as supplies allow, we are carrying a useful cross-section of non-perishables. The use of these commodities needs to be inversely related to the availability of local alternatives. The availability of fresh produce varies considerably depending on the time of year as well as locality, but emphasis is placed on the sensible buying (and forward buying) of vegetables, fruit, bread, eggs, meat etc. and occasionally, replenishment of sugar, beverages etc.

Groups have great success at producing pretty interesting meals as well as a nutritional balance although in terms of expense this is no gourmet's tour of Africa. The expedition will eat well and variably by making good use of the stores and being confident but cost conscious with daily shopping - spending what's necessary.

CAMPING

The equipment is of a high standard and should be maintained in this condition throughout the journey. Tents should never be erected without their flysheets (although on hot nights, a flysheet is cool, used without a tent) and a mosquito net is essential. Mosquito nets may be purchased through our London office and cost £11.50.

The campbeds are tough but one's weight distribution is important over the whole canvas area - they shouldn't be stood on. And, all the equipment needs to be packed away sensibly

each time to avoid undue loss or damage. Remember, anyone can be uncomfortable. But in fact it takes no more effort, with a bit more of a team, to be really quite comfortable and to stay that way. After all, it is not a weekend but a journey of several months that we are planning for.

SECURITY

No doubt in your considerations you have evaluated the pros and cons of our soft top vehicles and the pros and cons of camping. With both, security needs to be borne in mind and with proper attention, losses will not occur.

Theft can be from one's person or bag when in a large town or from a campsite, more likely during the evening than in the night. In choosing a camp location this will be carefully considered, but personal effects should not be left in unoccupied tents.

Other aspects of security will be discussed and implemented. It is a fact that a journey like this is in some danger of being spoilt by valuables being lost, and the loss of your passport could effectively end your trip. It is recognition of this fact and the implementation of the proper precautions that will reduce this risk to a small, acceptable level.

N.B.'s

PLEASE REMEMBER.....

ENCOUNTER OVERLAND'S ATTITUDE TOWARDS 'ILLEGAL' DRUGS IS UNCOMPROMISING

In all countries en route possession of 'drugs' is a criminal offence, and in many it is diligently policed and carries very serious penalties.

Encounter has never been involved in a 'drugs' issue. For us to be so would be disastrous for the group and ruinous for EO. Therefore, you are urged to respect legislation concerning drugs and are advised that not

to do so will mean your being required to leave the expedition at once without recourse to refund.

PERSONAL SPENDING MONEY

We are often asked how much money we recommend people to take and in what form, and therefore as a guideline we suggest the following:-

Take at least £2.50 per day, more if you can afford it, and expect to buy fairly expensive souvenirs (carvings, jewellery etc.)

Take your money in a mixture of French Francs, Sterling and US Dollars.

- 30% in French Francs (cash notes)
- 30% in Sterling
- 40% in U.S. Dollars

Cash is definitely more useful, valuable and negotiable, but obviously much less safe than travellers cheques.

Take only as much cash as you, personally, will feel safe carrying. Have a fair amount of cash and cheques in small denominations. Some form of money belt is strongly recommended to carry your passport and money - obtained at most camping supply shops.


MOUNT KILIMANJARO

If some members of the group wish to climb Mt. Kilimanjaro in Tanzania the cost of the 5-day attempt is about £60 per person. This is due to the fact that the Tanzanian Government insists that all groups climbing Kili take guides and porters with them. No special equipment is necessary but protective clothing, boots etc. may be hired at Marangu at the foot of the mountain.

PHOTOGRAPHY

There is no particularly vital advice to give except that it is best to set off with all the film you expect to need. Once used, it will survive perfectly until developed on your return home. For camera buffs, a telephoto lens is very useful, especially in the game reserves. Your camera and accessories need to travel well-protected against sand and dust.

PASSPORTS/VISAS



YOUR PASSPORT must be valid for the duration of the trip. Please make sure it contains a minimum of 12 clean pages; visas obtained in London before departure will use up at least 6 pages, depending on your nationality, and those visas and entry/exit stamps obtained en route will take another 8 pages.

If your Passport contains any undesirable stamps - countries apt to pose a problem are South Africa, Rhodesia and Israel, - a new Passport must be obtained before applying for visas.

PREDEPARTURE MEETING

We prefer to help you obtain the necessary visas but will only be able to do this if your Passport is given to us at the predeparture meeting on 13 Oct '80. At the same time, all of the visas forms will be completed and we shall need your vaccination certificates together with a number of passport-size photographs (12 for UK passport holders; 20 all other nationalities for visas obtained in London).

People living in the UK who are unable to attend this meeting should get in touch with us upon receipt of this information so that the visa forms can be sent to you in good time for completion, and then returned to us, together with your Passport, health certificates and photographs. These documents should be sent by registered post and you must not have any further use for them until departure, i.e. obtaining travellers cheques, vaccinations etc. If we do not receive your passport by the date of the predeparture meeting we cannot be responsible if you are held back here after departure because of insufficient time to obtain visas. Remember, you MUST HAVE NO FURTHER USE FOR YOUR PASSPORT AFTER YOU HAVE HANDED IT TO US UNTIL DEPARTURE.

People unable to make this date will have to make their own arrangements for obtaining visas, although we do not recommend this procedure. In this event, please contact us well in advance of departure. We CANNOT obtain visas for you a couple of days before the trip leaves.

INFORMATION FOR NON-UK RESIDENTS

If you are joining the expedition from abroad, in most instances some visas must be obtained in your country of residence before arrival in London. Please contact either your agent or ourselves for assistance.

Your arrival date in London will therefore depend on the number of visas still to be obtained.

The following are visas which should be obtained in your country of residence:-

NIGERIA

The Nigerian High Commission in London will only issue to U.K. residents (Encounter Overland will process these applications). Therefore, if you are normally resident in another country you must take steps to obtain a TOURIST VISA for Nigeria for a minimum period of 10 days. If you see any problems at all in this respect, please contact us immediately.

U.S. CITIZENS PLEASE NOTE

It is IMPOSSIBLE for us to assist you with the obtaining of a visa for Nigeria here in London - it must be obtained in the USA.

ZAIRE/SUDAN

The same conditions apply as for Nigeria. The Zaire Embassy in London is only allowed to issue visas to U.K. residents, which EO again will process, so please ensure you obtain a one-month VOYAGE VISA before you come to London. However, please bear in mind that the Zaire visa has a 3-month validity, which means that if you get it too soon, it will have expired by the time you reach Zaire. If the only alternative is to get the visa too soon, rather than not at all, please obtain it anyway. Once you have a visa in your Passport it is a straightforward matter to get it reissued at any Zaire Embassy.

PLEASE NOTE: Due to recent border closures our expeditions have been going through Sudan, in which case visas are obtained en route.

NIGER

There is no representation for Niger in the UK at the present time, the nearest Embassy being situated in Paris.

British Passport holders DO NOT need a visa for Niger, NOR do people from a country in the European Economic Community (Germany, Holland, France etc.) or Scandinavian Passport holders. ALL OTHER NATIONALITIES DO.

Arrangements for obtaining the Niger visa will be discussed at the predeparture meeting in London. If you are not going to be able to attend the meeting, or to let us have your passport by this date, you must obtain the Niger visa before arrival in London.

SOUTH AFRICA

U.K. and Swiss Passport holders do NOT need a visa for South Africa. However, ALL visitors to South Africa, regardless of nationality, will need an onward ticket to a destination outside the African continent. (See Connecting Travel, Page 13).

When you present your outward ticket to the border officials you should have some extra cash to show that you will be able to support yourself during your stay in the country. The maximum entry visa you can obtain is three months.

APPLICATION FOR SOUTH AFRICAN VISA

If you need a South African visa, you must obtain this either in your country of residence, or in London before departure. The South African authorities insist that an application is made in person and therefore it is imperative that you obtain this visa before you hand us your passport.

MAKE SURE THAT THE VISA IS ISSUED ON A SEPARATE PIECE OF PAPER AND NOT IN YOUR PASSPORT

Please follow the instructions opposite very carefully :-

1. Ask politely but firmly insist that the visa is made out on a separate piece of paper. Under no circumstances allow them to stamp your passport. Otherwise, your entry into Black Africa will be impossible.
2. Please find attached a letter which explains to the South African Immigration Authorities the reason for obtaining a visa separate from your Passport.
3. You will need to complete an application form and have a couple of photos with you.
4. As we will need your Passport by the date of the pre-departure meeting, you should apply for your South African visa immediately.
5. Please ask for a one month tourist visa. If you ask for anything longer you will be asked to supply evidence of financial support over £120 per month.
6. You may also be asked for proof of onward travel out of South Africa, i.e. air or ship ticket/voucher. This onward ticket must be to a destination outside the African continent.
7. You will be entering South Africa at Parr's Halt around

PLEASE REMEMBER TO BE VERY POLITE AND IF ANY PROBLEMS SHOULD ARISE CONTACT US IMMEDIATELY

The address of the South Africa Embassy, Visa Section:-


Hours: 10-12 a.m.	16 Charles II Street
2-4 p.m.	London S.W.1
	Phone (01) 839-2313

VISA COSTS

These are NOT included in the overall expedition price. Payment for any visas obtained by us in London can be finalised either at the predeparture meeting or on your arrival in London.

THE COUNTDOWN

FURTHER PAYMENTS



It is very important that you pay the balance of the cost of the expedition when it is due. Not to do so could lose you your place without access to refund. If you are in any doubt please contact the office where you booked.

If you have to cancel your place, please, in everyone's interest, let us know immediately. If we can fill your place then you will not lose more than your booking fee. This is an administrative charge and is forfeit under any circumstances.

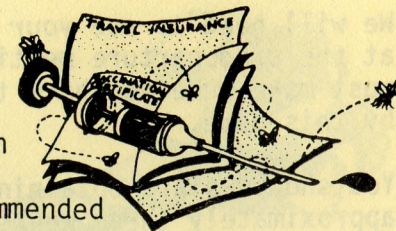
If things happen to force you to leave on a later trip than the one booked, again let us know at once. In instances prior to 8 weeks before departure, a transfer fee equal to the booking fee is required. Within 8 weeks, all payments are due strictly as per the conditions of contract.

Please appreciate the importance of this. If you have to change your plans, whether to cancel or postpone, once the payment 8 weeks before departure is due, this payment is legally required of you and can only be refunded when we find someone to complete the group in your place. We would do everything we reasonably could to this end, but it is often not possible with less than 8 weeks notice. Further to this, Encounter Overland would have a legal claim against you for any outstanding monies in respect of these contracted payments and we would implement that claim if the above advice is not followed in the event of a cancellation.

All the above complies with the conditions of contract and you are well advised to include a cancellation and curtailment clause in your personal travel insurance policy as well as medical (self or near relative), jury service etc.

See INSURANCE on facing page.

INSURANCE & MEDICAL



Get good, personal insurance advice from overland expedition experts. An ordinary travel policy may be insufficient. The policies strongly recommended are expedition policies through:-

1. Campbell Irvine/Lloyds of London (U.K.)
2. Insurance policies through S.S.R. (Switzerland)
3. Insurance policies through Sundowners (Australia)
4. Check with E.O. San Francisco (U.S.A.)

In any event your policy must include a minimum of £1500 medical and additional expenses, including all necessary extra travel (rejoining trip, repatriation etc.)

AN EXPEDITION MEMBER WITH FAMILY COMMITMENTS MUST ALSO BE SATISFIED THAT THESE COMMITMENTS ARE RESPONSIBLY PROVIDED FOR

Cancellation cover is strongly urged as no claim can be made against Encounter Overland. Baggage cover is also recommended - but so too is real care of personal effects as insurance companies are resistant to negligence.

Your policy should travel with you and we shall need to make a note of its details at the start of the trip.

VACCINATIONS

For the expedition through Africa you must have been inoculated against:-

SMALLPOX
YELLOW FEVER
CHOLERA
TABT (Tetanus, Typhoid and Paratyphoid)

These are the ones you MUST have to gain entry into most countries and a valid vaccination certificate proving you have had these injections needs to be shown to border officials.

We will need to see your fully completed vaccination certificates at the predeparture meeting on 13th Oct. '80 so you must make sure you have taken care of all your inoculations by this date.

You should start obtaining the four vaccinations above approximately three weeks before the predeparture meeting. They can be obtained from your local doctor, a hospital or the British Airways Immunisation & Medical Centre at 50, Buckingham Palace Road, London S.W.1. (01) 834-2323. Open from 10 a.m. to 4 p.m. British Airways will also issue certificates stamped on the spot after you have had the vaccinations. Sometimes your local doctor will ask you to go to the Local Authority to get the certificates stamped and signed.

GAMMA GLOBULIN (Immunoglobulin)

against Infectious Hepatitis providing temporary partial protection is urged very, very strongly indeed. It should be administered at the last possible moment before departure and its effective duration is probably only a few months.


Infectious Hepatitis is the biggest single disease to cut short people's travels and insurance companies are beginning to become more scrutinous of claims when this basic piece of commonsense is ignored.

VACCINATIONS

TABT (Tetanus, Typhoid and Paratyphoid)

SMALLPOX
YELLOW FEVER
CHOLERA

RECOMMENDED READING AND MAPS



READING

- Out of Africa
- A Field Guide to the Birds of East and Central Africa
- A Guide to the Larger Mammals of Central & East Africa
- Uhuru
- Something of Value
- The Honeybadger
- The Flame Trees of Thika
- Serengeti Shall Not Die
- Among the Elephants
- Blue Nile / White Nile
- History of East & Central Africa
- The Africans
- The Travellers Guide to Africa
- Things Fall Apart
- No Longer at Ease
- The Endless Void
- The Great Sahara
- Lords of the Atlas

Karen Blixen

J.E. Williams (Collins)

- Collins
- Robert Ruark
- Robert Ruark
- Robert Ruark
- Elspeth Huxley
- B. & N. Grzimek
- Iain/Orio Douglas-Hamilton
- Alan Moorhead
- Basil Davidson
- Basil Davidson
- IC Publications
- Chinua Achebe
- Chinua Achebe
- Geoffrey Moorhouse
- James Wellard
- Gavin Maxwell

Some of the above publications are not suitable to actually take along on the trip with you (i.e. large & glossy!) but are well worth looking up in a local library or similar.

Repeatedly we are told "I wish I had read more about it, I only have enjoyed it so much more!"


318

WEATHER

	AUG/SEPT	OCT	NOV/DEC	FEB/MAR	APR/MAY
EUROPE	Warm and sunny	Cool	Getting cold Some rain	Cold and frosty	Early Spring
NORTH AFRICA	Hot and sunny	Pleasant	Cold in the Atlas. Cool days	Mild days Cold nights	Fine, clear days
SAHARA	Daytime very hot Warm nights	Hot and sunny	Warm days Cool nights	Clear and sunny cold nights	Sunny & warm
CENTRAL AFRICA	Rainy season Hot and humid	Hot and wet	Warm, humid, Little rain	Rainstorms in tropics Humid	Hot & wet
EAST AFRICA	Equatorial winter dry and warm	Warm little rain	Hot on coast warm in highlands short rains	Warm and tropical rainstorms	Very mild end of rains
SOUTHERN AFRICA	Cool and dry	Fine, sunny	Warm and sunny rainstorms	Fine, some rain	Autumn getting cool

PERSONAL EQUIPMENT

(Please interpret in conjunction with the weather chart opposite)



SUGGESTED LIST

1 large bag (see below)	tennis shoes
1 small bag (airline type)	1 pr. strong shoes/boots
1 sleeping bag	1 pr. thongs/sandals/flip-flops
1 inner sheet	2 prs. jeans
1 warm blanket	2 prs. shorts
1 torch and batteries	1 windproof parka/anorak
1 Swiss army type knife	1 pr. decent trousers/dress
1 water bottle	1 or 2 bikinis/swimming togs
1 mending kit	1 heavy wool jumper
1 washing kit	1 light weight jumper
1 strong nail brush	4 teeshirts
personal/medical toilet	1/2 long sleeved cotton shirts
sunhat and woolly hat	5 changes of underwear
2 scarves	1 pr. heavy socks
moneybelt	3 prs. light socks
1 medium towel	nightshirt/pyjamas
1 handtowel	1 pr. warm gloves (autumn)
plastic bags for storing clothes	Alot of people find a track suit really useful

N.B. Most personal items eg. shampoo, toothpaste, sunlotion etc. are expensive and hard to find on route, so buy at home first.

N.B. It is recommended that as many garments as possible are easily washable. A plastic jar is useful for carrying soap powder though some people prefer to use bar (fairy) soap.

LUGGAGE - please use airline limit of 20 kg. as a guideline.

Frame rucksacks with projecting metal parts of the frame are unsuitable as they damage other luggage in the trailer, so make sure the frame of your rucksack is detachable.

Suitcases to measure approximately 66 cm x 47 cm x 14 cm.

A canvas type of grip/bag is really most suitable and will be more likely to withstand the considerable wear.

Don't buy expensive luggage for the trip!